

**IMPATIENS
ACCENT
ORANGE STAR**

▲ Mounding

- * Blooms all summer
- * No dead heading

Spacing 8-10 Inches

Height 8-12 Inches



Shade Lover
No mid day sun

**IMPATIENS
ACCENT
RED STAR**

▲ Mounding

- * Blooms all summer
- * No dead heading

Spacing 8-10 Inches

Height 8-12 Inches



Shade Lover
No mid day sun

**IMPATIENS
ACCENT
ROSE STAR**

▲ Mounding

- * Blooms all summer
- * No dead heading

Spacing 8-10 Inches

Height 8-12 Inches



Shade Lover
No mid day sun

**IMPATIENS
ACCENT
VIOLET STAR**

▲ Mounding

- * Blooms all summer
- * No dead heading

Spacing 8-10 Inches

Height 8-12 Inches



Shade Lover
No mid day sun

**IMPATIENS
FIESTA
DEEP ORANGE**

▲ Mounding

- * Blooms all summer
- * No dead heading

Spacing 12-15 Inches

Height 12-15 Inches



Shade Lover
No mid day sun


**IMPATIENS
FIESTA
LAVENDER ORCHID**

▲ Mounding

- * Blooms all summer
- * No dead heading

Spacing 12-15 Inches

Height 12-15 Inches



Shade Lover
No mid day sun


**IMPATIENS
FIESTA OLE
CHERRY**

▲ Mounding

- * Blooms all summer
- * No dead heading

Spacing 12-15 Inches

Height 12-15 Inches



Shade Lover
No mid day sun

**IMPATIENS
FIESTA OLE
FROST**

▲ Mounding

- * Blooms all summer
- * No dead heading

Spacing 12-15 Inches

Height 12-15 Inches



Shade Lover
No mid day sun

**IMPATIENS
FIESTA OLE
PEACH SORBET**

▲ Mounding

- * Blooms all summer
- * No dead heading

Spacing 12-15 Inches

Height 12-15 Inches



Shade Lover
No mid day sun

**IMPATIENS
FIESTA OLE
PEPPERMINT**

▲ Mounding

- * Blooms all summer
- * No dead heading

Spacing 12-15 Inches

Height 12-15 Inches



Shade Lover
No mid day sun

**IMPATIENS
FIESTA OLE
PURPLE**

▲ Mounding

- * Blooms all summer
- * No dead heading

Spacing 12-15 Inches

Height 12-15 Inches



Shade Lover
No mid day sun

**IMPATIENS
FIESTA OLE
PURPLE STRIPE**

▲ Mounding

- * Blooms all summer
- * No dead heading

Spacing 12-15 Inches

Height 12-15 Inches



Shade Lover
No mid day sun

**IMPATIENS
FIESTA OLE
ROSE**

▲ Mounding

- * Blooms all summer
- * No dead heading

Spacing 12-15 Inches

Height 12-15 Inches



Shade Lover
No mid day sun

**IMPATIENS
FIESTA OLE
SALMON**

▲ Mounding

- * Blooms all summer
- * No dead heading

Spacing 12-15 Inches

Height 12-15 Inches



Shade Lover
No mid day sun

**IMPATIENS
FIESTA OLE
STARDUST PINK**

▲ Mounding

- * Blooms all summer
- * No dead heading

Spacing 12-15 Inches

Height 12-15 Inches



Shade Lover
No mid day sun

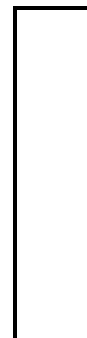
**IMPATIENS
FUSHION
GLOW**

▲ Mounding

- * Blooms all summer
- * No dead heading

Spacing 10-12 Inches

Height 18-24 Inches



Shade Lover
No mid day sun


**IMPATIENS
NEW GUINEA
BLUSH WHITE**

▲ Mounding

- * Blooms all summer
- * Great accent plant

Spacing 10-12 Inches

Height 10-12 Inches



Shade Lover
No mid day sun

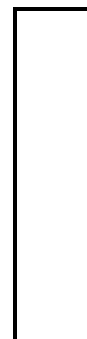
**IMPATIENS
NEW GUINEA
BRIGHT RED**

▲ Mounding

- * Blooms all summer
- * Great accent plant

Spacing 10-12 Inches

Height 10-12 Inches



Shade Lover
No mid day sun


**IMPATIENS
NEW GUINEA
DEEP PINK**

▲ Mounding

- * Blooms all summer
- * Great accent plant

Spacing 10-12 Inches

Height 10-12 Inches



Shade Lover
No mid day sun

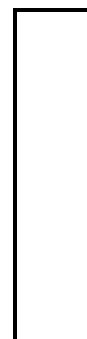
**IMPATIENS
NEW GUINEA
ELECTRIC ORANGE**

▲ Mounding

- * Blooms all summer
- * Great accent plant

Spacing 10-12 Inches

Height 10-12 Inches



Shade Lover
No mid day sun

**IMPATIENS
NEW GUINEA
FUCHSIA**

▲ Mounding

- * Blooms all summer
- * Great accent plant

Spacing 10-12 Inches

Height 10-12 Inches



 **Shade Lover**
No mid day sun

**IMPATIENS
NEW GUINEA
LIGHT LAVENDER**

▲ Mounding

- * Blooms all summer
- * Great accent plant

Spacing 10-12 Inches

Height 10-12 Inches



 **Shade Lover**
No mid day sun

**IMPATIENS
NEW GUINEA
LIGHT PINK**

▲ Mounding

- * Blooms all summer
- * Great accent plant

Spacing 10-12 Inches

Height 10-12 Inches



 **Shade Lover**
No mid day sun

**IMPATIENS
NEW GUINEA
PAINTED ORANGE**

▲ Mounding

- * Blooms all summer
- * Great accent plant

Spacing 10-12 Inches

Height 10-12 Inches



 **Shade Lover**
No mid day sun

**IMPATIENS
NEW GUINEA
PAINTED WINE**

▲ Mounding

- * Blooms all summer
- * Great accent plant

Spacing 10-12 Inches

Height 10-12 Inches



 **Shade Lover**
No mid day sun

**IMPATIENS
NEW GUINEA
SALMON PINK**

Mounding Plant

Spacing 12-15 Inches

Height 12-15 Inches



 **Shade Lover**
No mid day sun

**IMPATIENS
NEW GUINEA
WHITE**


▲ Mounding

- * Blooms all summer
- * Great accent plant

Spacing 10-12 Inches

Height 10-12 Inches



 **Shade Lover**
No mid day sun

**IMPATIENS
PATCHWORK
PEACH PRISM**

▲ Mounding

- * Blooms all summer
- * No dead heading

Spacing 12-14 Inches

Height 10-16 Inches



 **Shade Lover**
No mid day sun

**IMPATIENS
PATCHWORK
PINK SHADES**


▲ Mounding

- * Blooms all summer
- * No dead heading

Spacing 12-14 Inches

Height 10-16 Inches



 **Shade Lover**
No mid day sun

**IMPATIENS
SHOW OFF
BURGUNDY**

▲ Mounding

- * Blooms all summer
- * No dead heading

Spacing 14-16 Inches

Height 10-16 Inches



 **Shade Lover**
No mid day sun

**IMPATIENS
SHOW OFF
CHERRY FLAIR**



▲ Mounding

- * Blooms all summer
- * No dead heading

Spacing 14-16 Inches

Height 10-16 Inches



  **Shade Lover**
No mid day sun

**IMPATIENS
SHOW OFF
DEEP ORANGE**



▲ Mounding

- * Blooms all summer
- * No dead heading

Spacing 14-16 Inches

Height 10-16 Inches



  **Shade Lover**
No mid day sun

**IMPATIENS
SHOW OFF
LILAC**



▲ Mounding

- * Blooms all summer
- * No dead heading

Spacing 14-16 Inches

Height 10-16 Inches



  **Shade Lover**
No mid day sun

**IMPATIENS
SHOW OFF
MIX**



▲ Mounding

- * Blooms all summer
- * No dead heading

Spacing 14-16 Inches

Height 10-16 Inches



  **Shade Lover**
No mid day sun

**IMPATIENS
SHOW OFF
ORCHID**


▲ Mounding

- * Blooms all summer
- * No dead heading

Spacing 14-16 Inches

Height 10-16 Inches



  **Shade Lover**
No mid day sun


**IMPATIENS
SHOW OFF
PEACH FLAIR**

▲ Mounding

- * Blooms all summer
- * No dead heading

Spacing 14-16 Inches

Height 10-16 Inches



  **Shade Lover**
No mid day sun

**IMPATIENS
SHOW OFF
PINK**


▲ Mounding

- * Blooms all summer
- * No dead heading

Spacing 14-16 Inches

Height 10-16 Inches



  **Shade Lover**
No mid day sun


**IMPATIENS
SHOW OFF
RED**



▲ Mounding

- * Blooms all summer
- * No dead heading

Spacing 14-16 Inches

Height 10-16 Inches



  **Shade Lover**
No mid day sun

**IMPATIENS
SHOW OFF
SALMON**


▲ Mounding

- * Blooms all summer
- * No dead heading

Spacing 14-16 Inches

Height 10-16 Inches



  **Shade Lover**
No mid day sun

**IMPATIENS
SHOW OFF
WHITE**

▲ Mounding

- * Blooms all summer
- * No dead heading

Spacing 14-16 Inches

Height 10-16 Inches



  **Shade Lover**
No mid day sun

**IMPATIENS
SONIC
AMETHYST**

▲ Mounding

* No dead heading *

Spacing

Height 12-16 Inches



 **Shade Lover**
No mid day sun

**IMPATIENS
SONIC
RED**

▲ Mounding

* No dead heading *

Spacing

Height 12-16 Inches



 **Shade Lover**
No mid day sun

**IMPATIENS
SONIC
SWEET CHERRY**


▲ Mounding

* No dead heading *

Spacing

Height 12-16 Inches



 **Shade Lover**
No mid day sun

**IMPATIENS
SONIC
SWEET PURPLE**

▲ Mounding

* No dead heading *

Spacing

Height 12-16 Inches



 **Shade Lover**
No mid day sun

**IMPATIENS
SONIC
WHITE**

▲ Mounding

* No dead heading *

Spacing

Height 12-16 Inches



 **Shade Lover**
No mid day sun

**IMPATIENS
SUPER ELFIN
BLUE PEARL**

▲ Mounding

* Blooms all summer

* No dead heading

Spacing 8-12 Inches

Height 8-10 Inches



 **Shade Lover**
No mid day sun

**IMPATIENS
SUPER ELFIN
BLUSH**

▲ Mounding

* Blooms all summer

* No dead heading

Spacing 8-12 Inches

Height 8-10 Inches



 **Shade Lover**
No mid day sun

**IMPATIENS
SUPER ELFIN
BRIGHT ORANGE**

▲ Mounding

* Blooms all summer

* No dead heading

Spacing 8-12 Inches

Height 8-10 Inches



 **Shade Lover**
No mid day sun

**IMPATIENS
SUPER ELFIN
CHA CHA MIX**

▲ Mounding


* Blooms all summer

* No dead heading

Spacing 8-12 Inches

Height 8-10 Inches



 **Shade Lover**
No mid day sun

**IMPATIENS
SUPER ELFIN
CORAL**

▲ Mounding

* Blooms all summer

* No dead heading

Spacing 8-12 Inches

Height 8-10 Inches



 **Shade Lover**
No mid day sun

**IMPATIENS
SUPER ELFIN
DEEP PINK**

▲ Mounding

- * Blooms all summer
- * No dead heading

Spacing 8-12 Inches

Height 8-10 Inches



  **Shade Lover**
No mid day sun

**IMPATIENS
SUPER ELFIN
LIGHT PINK**

▲ Mounding

- * Blooms all summer
- * No dead heading

Spacing 8-12 Inches

Height 8-10 Inches



  **Shade Lover**
No mid day sun

**IMPATIENS
SUPER ELFIN
LILAC**

▲ Mounding

- * Blooms all summer
- * No dead heading

Spacing 8-12 Inches

Height 8-10 Inches



  **Shade Lover**
No mid day sun

**IMPATIENS
SUPER ELFIN
LIPSTICK**

▲ Mounding

- * Blooms all summer
- * No dead heading

Spacing 8-12 Inches

Height 8-10 Inches



  **Shade Lover**
No mid day sun

**IMPATIENS
SUPER ELFIN
MELON**

▲ Mounding

- * No dead heading *

Spacing 8-12 Inches

Height 8-10 Inches



  **Shade Lover**
No mid day sun

**IMPATIENS
SUPER ELFIN
MIX**

▲ Mounding

- * Blooms all summer
- * No dead heading

Spacing 8-12 Inches

Height 8-10 Inches



  **Shade Lover**
No mid day sun

**IMPATIENS
SUPER ELFIN
PARADISE MIX**

▲ Mounding

- * Blooms all summer
- * No dead heading

Spacing 8-12 Inches

Height 8-10 Inches



  **Shade Lover**
No mid day sun

**IMPATIENS
SUPER ELFIN
RED**

▲ Mounding

- * Blooms all summer
- * No dead heading

Spacing 8-12 Inches

Height 8-10 Inches



  **Shade Lover**
No mid day sun

**IMPATIENS
SUPER ELFIN
RED AND WHITE MIX**

▲ Mounding

- * Blooms all summer
- * No dead heading

Spacing 8-12 Inches

Height 8-10 Inches



  **Shade Lover**
No mid day sun

**IMPATIENS
SUPER ELFIN
ROSE**

▲ Mounding

- * Blooms all summer
- * No dead heading

Spacing 8-12 Inches

Height 8-10 Inches



  **Shade Lover**
No mid day sun

**IMPATIENS
SUPER ELFIN
RUBY**



▲ Mounding

- * Blooms all summer
- * No dead heading

Spacing 8-12 Inches

Height 8-10 Inches



  **Shade Lover**
No mid day sun

**IMPATIENS
SUPER ELFIN
SALMON**

▲ Mounding

- * Blooms all summer
- * No dead heading

Spacing 8-12 Inches

Height 8-10 Inches



  **Shade Lover**
No mid day sun

**IMPATIENS
SUPER ELFIN
SALMON BLUSH**



▲ Mounding

- * Blooms all summer
- * No dead heading

Spacing 8-12 Inches

Height 8-10 Inches



  **Shade Lover**
No mid day sun

**IMPATIENS
SUPER ELFIN
SAMBA MIX**

▲ Mounding

- * Blooms all summer
- * No dead heading

Spacing 8-12 Inches

Height 8-10 Inches



  **Shade Lover**
No mid day sun

**IMPATIENS
SUPER ELFIN
SEASIDE MIX**

▲ Mounding

- * Blooms all summer
- * No dead heading

Spacing 8-12 Inches

Height 8-10 Inches



  **Shade Lover**
No mid day sun

**IMPATIENS
SUPER ELFIN
SPLISH SPLASH MIX**

▲ Mounding

- * Blooms all summer
- * No dead heading

Spacing 8-12 Inches

Height 8-10 Inches



  **Shade Lover**
No mid day sun

**IMPATIENS
SUPER ELFIN
STARBURST MIX**

▲ Mounding

- * Blooms all summer
- * No dead heading

Spacing 8-12 Inches

Height 8-10 Inches



  **Shade Lover**
No mid day sun

**IMPATIENS
SUPER ELFIN
VIOLET**

▲ Mounding

- * Blooms all summer
- * No dead heading

Spacing 8-12 Inches

Height 8-10 Inches



  **Shade Lover**
No mid day sun

**IMPATIENS
SUPER ELFIN
WHITE**



▲ Mounding

- * Blooms all summer
- * No dead heading

Spacing 8-12 Inches

Height 8-10 Inches



  **Shade Lover**
No mid day sun

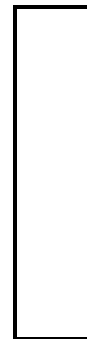
**IMPATIENS
SWIRL
CORAL**

Mounding Plant

- * Blooms all summer
- * No dead heading

Spacing 8-12 Inches

Height 10-12 Inches



  **Shade Lover**
No mid day sun

**IMPATIENS
SWIRL
PINK**

Mounding Plant

- * Blooms all summer
- * No dead heading

Spacing 8-12 Inches
 Height 10-12 Inches



  **Shade Lover**
 No mid day sun

**IMPATIENS
SWIRL
RASPBERRY**

Mounding Plant

- * Blooms all summer
- * No dead heading

Spacing 8-12 Inches
 Height 10-12 Inches



  **Shade Lover**
 No mid day sun



**LAURENTIA
BETH'S BLUE**

 Mounding

- * Blooms all summer
- * Great accent plant

Spacing 12 Inches
 Height 12-15 Inches



  **Shade Lover**
 No mid day sun

**LOBELIA
REGATTA
MIDNIGHT BLUE**

 Trailing

- * Blooms all summer
- * Great accent plant

Spacing 6-10 Inches
 Height



  **Shade Lover**
 No mid day sun

**LOBELIA
REGATTA
WHITE**

 Trailing

- * Blooms all summer
- * Great accent plant

Spacing 6-10 Inches
 Height



  **Shade Lover**
 No mid day sun

**LOBELIA
RIVIERA
BLUE EYES**

 Upright

- * Blooms all summer
- * Great accent plant

Spacing 6-8 Inches
 Height 4-8 Inches



  **Shade Lover**
 No mid day sun

**LOBELIA
RIVIERA
MIDNIGHT BLUE**

 Upright

- * Blooms all summer
- * Great accent plant

Spacing 6-8 Inches
 Height 4-8 Inches



  **Shade Lover**
 No mid day sun

**LOBELIA
RIVIERA
ROSE**

 Upright

- * Blooms all summer
- * Great accent plant

Spacing 6-8 Inches
 Height 4-8 Inches



  **Shade Lover**
 No mid day sun

**LOBELIA
RIVIERA
SKY BLUE**

 Upright

- * Blooms all summer
- * Great accent plant

Spacing 6-8 Inches
 Height 4-8 Inches



  **Shade Lover**
 No mid day sun



**LOBELIA
RIVIERA
WHITE**

 Upright

- * Blooms all summer
- * Great accent plant

Spacing 6-8 Inches
 Height 4-8 Inches



  **Shade Lover**
 No mid day sun

LYSIMACHIA

OUTBACK SUNSET

- Trailing
- * Blooms all summer
- * Great accent plant

Spacing
Height



Shade Lover
No mid day sun

MAGILLA PERILLA

- ★ Upright
- * Blooms all summer
- * Great accent plant

Spacing
Height



Shade Lover
No mid day sun

OXALIS

ZINFANDEL

- ▲ Mounding
- * Blooms all summer
- * Great accent plant

Spacing 8-12 Inches
Height 8-12 Inches



Shade Lover
No mid day sun

**OXALIS
CHARMED
WINE**

- ▲ Mounding
- * Blooms all summer
- * Great accent plant

Spacing 8-12 Inches
Height 8-12 Inches



Shade Lover
No mid day sun

**PLECTRANTHUS
SWEDISH IVY
PURPLE MINT LEAF**

- Trailing
- * Blooms all summer
- * Great accent plant

Spacing
Height



Shade Lover
No mid day sun

**PLECTRANTHUS
SWEDISH IVY
VARIEGATED**

Trailing Plant

Spacing
Height



Shade Lover
No mid day sun

**PSEUDERANTHEMUM
BLACK VARNISH
CHOCOLATE PLANT**

- ★ Upright
- * Great accent plant

Spacing 15-18 Inches
Height 15-18 Inches



Shade Lover
No mid day sun

STREPTOCARPELLA

BLUE CLOUD

- ▲ Mounding
- * Blooms all summer
- * Great accent plant

Spacing 8-10 Inches
Height 8-12 Inches



Shade Lover
No mid day sun

**TORENIA
MOON
YELLOW**

- Trailing
- * Blooms all summer
- * Great accent plant

Spacing 8-10 Inches
Height 8-10 Inches



Shade Lover
No mid day sun

**TORENIA
SUMMER WAVE
LARGE VIOLET**

- Trailing
- * Blooms all summer
- * Great accent plant

Spacing 8-10 Inches
Height 8-12 Inches



Shade Lover
No mid day sun


**TRADESCANTIA
WANDERING JEW
BRIDAL VEIL**



● Trailing

- * Great accent plant
- * Drought tolerant

Spacing 8-10 Inches

Height 4-6 Inches



  **Shade Lover**
No mid day sun

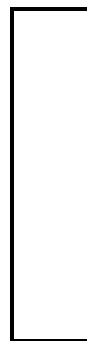
**TRADESCANTIA
WANDERING JEW
PURPLE**

● Trailing

- * Great accent plant
- * Drought tolerant

Spacing 8-10 Inches

Height 4-6 Inches



  **Shade Lover**
No mid day sun


**TRADESCANTIA
WANDERING JEW
RAINBOW**



● Trailing

- * Great accent plant
- * Drought tolerant

Spacing 8-10 Inches

Height 4-6 Inches



  **Shade Lover**
No mid day sun